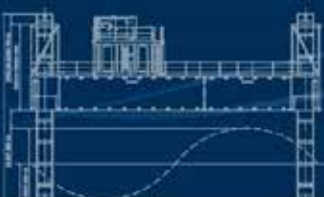


ABH

Australian Barge Hire



SEA RIB



SR 01



General

Type	Support Vessel
Operator	Australian Barge Hire Pty Ltd
Survey	2C
Construction	Fiberglass
Road Transport	1 Trailer

Main Dimensions

Length Overall	7.30	meters
Beam	2.55	meters
Depth	1.00	meters
Draft	0.60	meters
Propulsion	300	hp diesel jet

Features

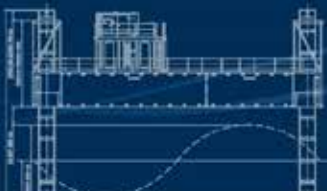
- Clear Open Deck
- 20 knots cruise speed
- Smooth Ride
- Stable Access Platform
- GPS Plotter
- Depth Sounder
- Qualified experienced operators

Operation

“Sea Rib” is a jet driven fast response support vessel for the Sea Lift Barges. Sea Rib provides safe crew access to and from the barges, especially for shallow water and beach access.

During steady Sea States, Sea Rib can provide direct access to the access gangway alongside the barges. Sea Rib is also quite fast through the water so will reduce travelling times to site.

Going to and from site in wind chop and swell is a calm and smooth ride thanks to Sea Rib’s deep vee hull. The full suite of navigational support equipment, GPS Plotter, Depth Sounder and Radio gear provides optimum safety for the crew and operations.

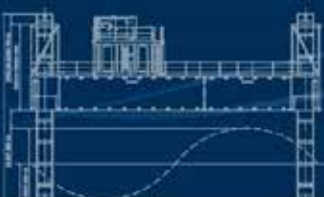


ABH

Australian Barge Hire



SEA RIB



SUPPORT VESSEL

SR 02



General

Type	Support Vessel
Operator	Australian Barge Hire Pty Ltd
Survey	2C
Construction	Fiberglass
Road Transport	1 Trailer

Main Dimensions

Length Overall	7.30	meters
Beam	2.55	meters
Depth	1.00	meters
Draft	0.60	meters
Propulsion	300	hp diesel jet

Features

- Clear Open Deck
- 20 knots cruise speed
- Smooth Ride
- Stable Access Platform
- GPS Plotter
- Depth Sounder
- Qualified experienced operators

Operation

“Sea Rib” is a jet driven fast response support vessel for the Sea Lift Barges. Sea Rib provides safe crew access to and from the barges, especially for shallow water and beach access.

During steady Sea States, Sea Rib can provide direct access to the access gangway alongside the barges. Sea Rib is also quite fast through the water so will reduce travelling times to site.

Going to and from site in wind chop and swell is a calm and smooth ride thanks to Sea Rib’s deep vee hull. The full suite of navigational support equipment, GPS Plotter, Depth Sounder and Radio gear provides optimum safety for the crew and operations.

